

If you have been assigned a document to complete your work, there are two ways to submit your work to your teacher. After finishing, you can click 'TURN IN'.

06/01/21 - Writing - LQ - Can I write a narrative? ☆ 📁 🌐

File Edit View Insert Format Tools Add-ons Help Last edit was seconds ago

TURN IN Share

Wednesday 6th January 2021
LQ - Can I write a narrative?

I have finished my work and now need to submit my work to my teacher.

Then, click 'Hand in'.

The screenshot shows a user interface for a writing assignment. At the top, the title is "06/01/21 - Writing - LQ - Can I write a narrative?" with a duration of "20:20". Below the title, there is a prompt: "Write a narrative based on the clip we have watched, using your plan to support you." and a sub-prompt: "When you have finished your piece necessary and then submit your work".

On the right side, there is a "Your work" section with the status "Assigned". It shows a "Google Docs" attachment and a "Hand in" button. Below this is a "Private comments" section with an "Add private comment..." button.

In the center, a white dialog box titled "Hand in your work?" is displayed. It contains the text: "1 attachment will be submitted for '06/01/21 - Writing - LQ - Can I write a narrative?'". Below this text is a list of attachments, showing a blue icon and the text "- 06/01/21 - Writing - LQ - Can I write a narrative?". At the bottom of the dialog box, there are two buttons: "Cancel" and "Hand in". The "Hand in" button is highlighted with a green box, and a green arrow points from a text box at the top left of the image to this button.

If you have already closed your work, you can also click the 'Hand in' button here.



06/01/21 - Writing - LQ - Can I write a narrative?



(Priority) • 20:20

Write a narrative based on the clip we have watched, using your plan to support you.

When you have finished your piece of writing, make sure you have looked through your work, checked it, edited where necessary and then submit your work to your teacher.

Class comments



Add class comment...



Your work

Assigned

Google Docs ... X

+ Add or create

Hand in

Private comments



Add private comment...



And click 'Hand in' again.

The screenshot shows a user interface for a writing assignment. At the top, the title is "06/01/21 - Writing - LQ - Can I write a narrative?" with a duration of "20:20". Below the title, there is a prompt: "Write a narrative based on the clip we have watched, using your plan to support you." and a sub-prompt: "When you have finished your piece necessary and then submit your work".

On the right side, there is a "Your work" section with the status "Assigned". It shows a "Google Docs" attachment and a "Hand in" button. Below this is a "Private comments" section with an "Add private comment..." button.



In the center, a white dialog box titled "Hand in your work?" is displayed. It contains the text: "1 attachment will be submitted for '06/01/21 - Writing - LQ - Can I write a narrative?'". Below this text is a list of attachments, showing one item: "- 06/01/21 - Writing - LQ - Can I write a narrative?". At the bottom of the dialog box, there are two buttons: "Cancel" and "Hand in". A green arrow points from the "Hand in" button in the dialog box to the "Hand in" button in the "Your work" section. Another green arrow points from the text box at the top left to the "Hand in" button in the dialog box.

If you wish to make changes to your work and have already submitted to your teacher, you can click the 'Unsubmit' button. You will then need to submit again once you have finished your changes.

The screenshot displays a user interface for a learning management system. At the top left, there is a hamburger menu icon. The main header area features a title '06/01/21 - Writing - LQ - Can I write a narrative?' in orange text, with a clipboard icon to its left. Below the title, it indicates '(Priority) • 20:20'. The main content area contains two paragraphs of instructions: 'Write a narrative based on the clip we have watched, using your plan to support you.' and 'When you have finished your piece of writing, make sure you have looked through your work, checked it, edited where necessary and then submit your work to your teacher.' Below this is a 'Class comments' section with a text input field 'Add class comment...' and a submit button. On the right side, there is a 'Your work' section with a table showing 'Handed in' information: 'Google Docs' and '- 06/...'. Below this table is a prominent 'Unsubmit' button, which is highlighted with a green border and a green arrow pointing to it from the text box above. Below the 'Your work' section is a 'Private comments' section with a text input field 'Add private comment...' and a submit button.

☰

☰



 **06/01/21 - Writing - LQ - Can I write a narrative?** 

(Priority) • 20:20

Write a narrative based on the clip we have watched, using your plan to support you.

When you have finished your piece of writing, make sure you have looked through your work, checked it, edited where necessary and then submit your work to your teacher.

Class comments



 

Your work Handed in

Google Docs	- 06/...
-------------	----------

Unsubmit

Private comments

If you wish to upload a photo for an assignment, on the assignments page, click 'Add or create'.



06/01/21 - Writing - LQ - Can I write a narrative?

(Priority) • 20:20

Write a narrative based on the clip we have watched, using your plan to support you.

When you have finished your piece of writing, make sure you have looked through your work, checked it, edited where necessary and then submit your work to your teacher.

Class comments

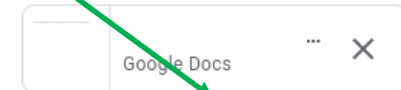


Add class comment...



Your work

Returned



Google Docs

+ Add or create

Resubmit

Private comments



Add private comment...



Click on 'File'.



06/01/21 - Writing - LQ - Can I write a narrative?



(Priory) • 20:20

Write a narrative based on the clip we have watched, using your plan to support you.

When you have finished your piece of writing, make sure you have looked through your work, checked it, edited where necessary and then submit your work to your teacher.

Class comments



Add class comment...



Your work

Returned



Google Docs



+ Add or create

 Google Drive

 Link

 File

Create new

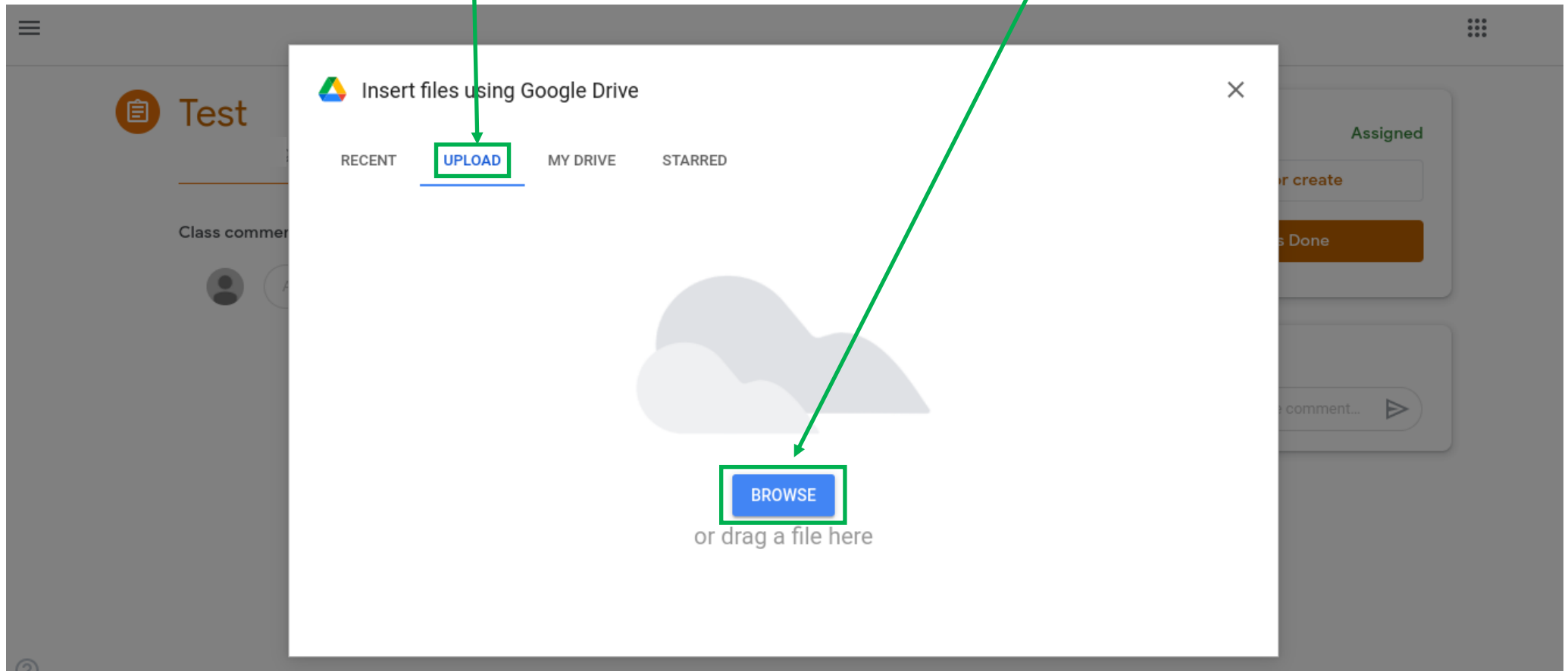
 Docs

 Slides

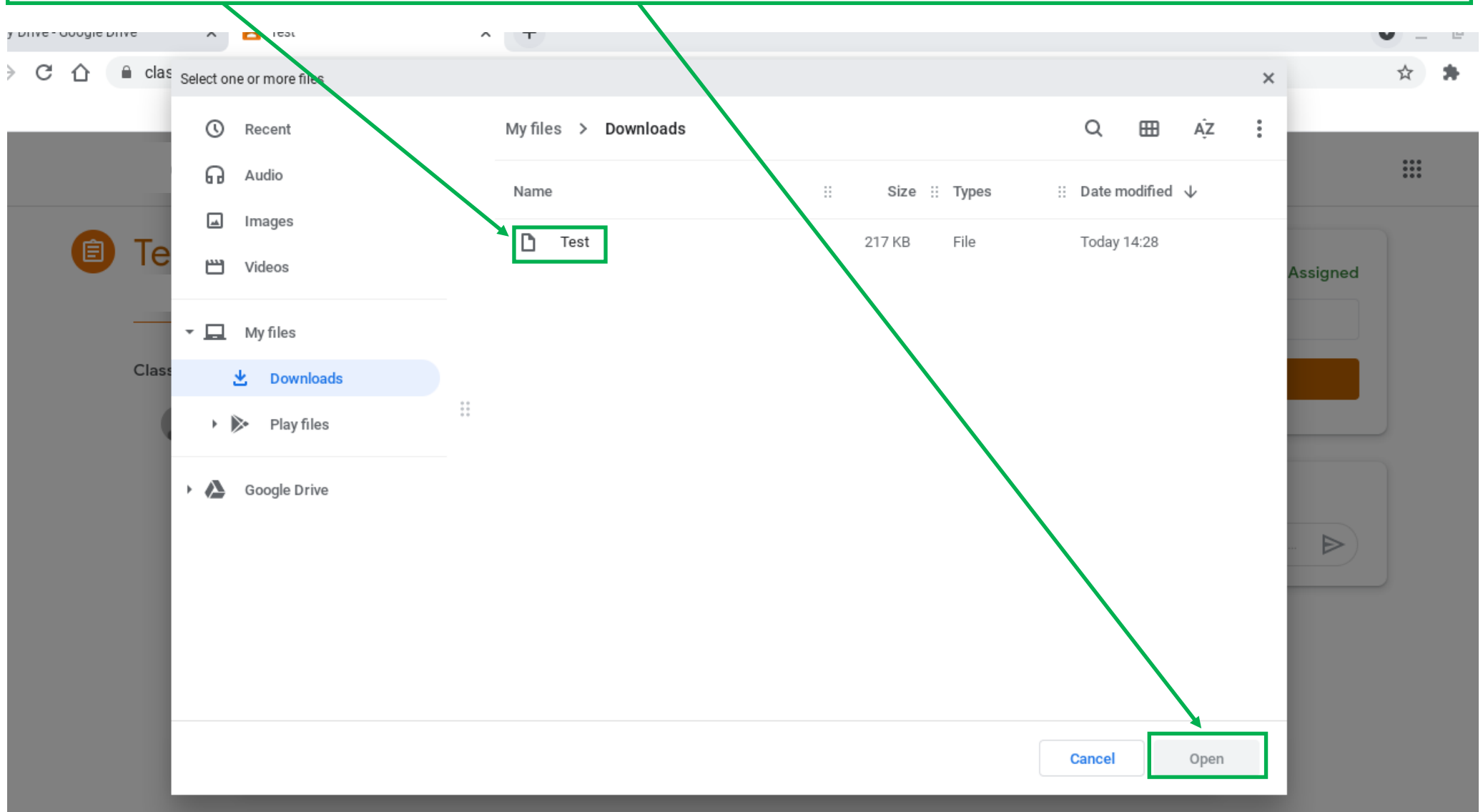
 Sheets

 Drawings

Make sure the heading 'UPLOAD' is selected and then click 'BROWSE'



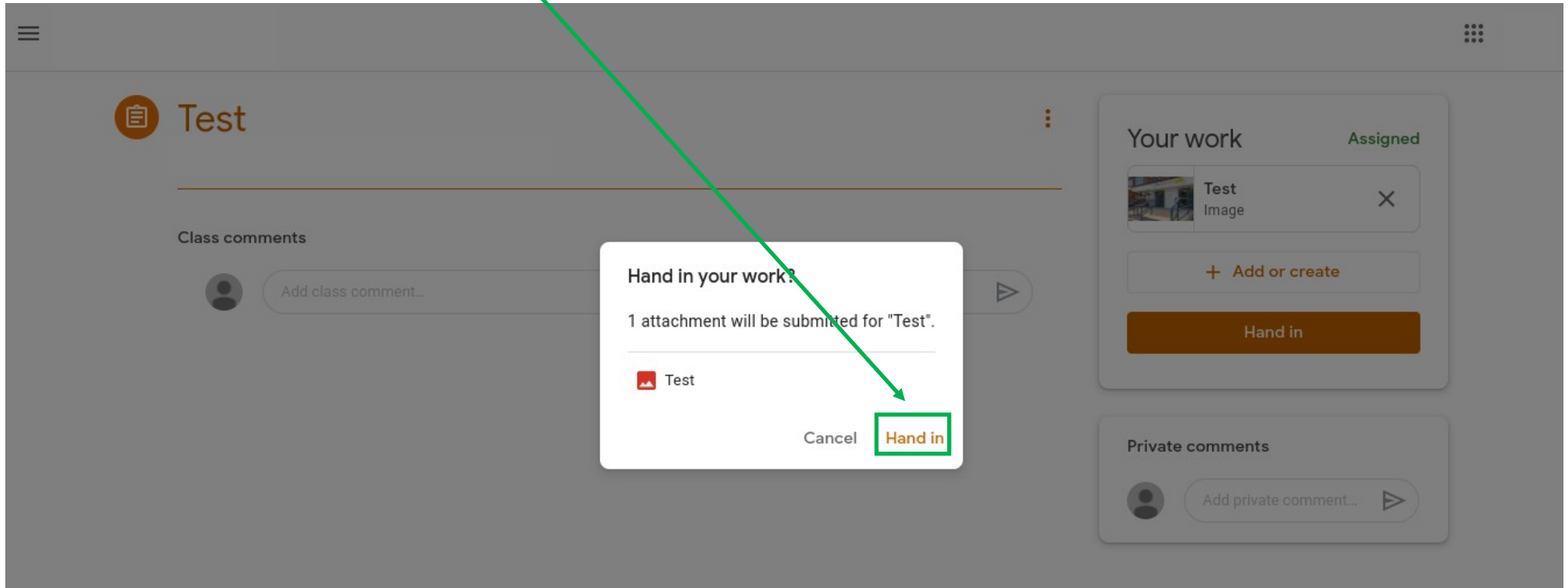
Locate your file, select it and press 'Open' (Please note: your device's file library may look different to the example below.)



You should then be able to see your file attached; click 'Hand In'.

The screenshot displays a user interface for a 'Test' activity. On the left, there is a 'Class comments' section with a text input field labeled 'Add class comment...' and a submit button. On the right, a 'Your work' section is visible, which is currently 'Assigned'. This section contains a card for an attached file named 'Test Image' with a close button (X). Below the file card is a '+ Add or create' button. At the bottom of the 'Your work' section is a prominent orange 'Hand in' button. Below this is a 'Private comments' section with a text input field labeled 'Add private comment...' and a submit button. A green box highlights the 'Test Image' card and the 'Hand in' button, with arrows pointing from the text box above to these elements.

Finally, confirm your 'Hand In'.



If you have created a Google document yourself for an assignment, on the assignments page, click 'Add or create'.



06/01/21 - Writing - LQ - Can I write a narrative?

(Priority) • 20:20

Write a narrative based on the clip we have watched, using your plan to support you.

When you have finished your piece of writing, make sure you have looked through your work, checked it, edited where necessary and then submit your work to your teacher.

Class comments

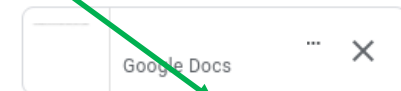


Add class comment...



Your work

Returned



+ Add or create

Resubmit

Private comments



Add private comment...



Click on 'Google Drive'.



06/01/21 - Writing - LQ - Can I write a narrative?

(Priory) • 20:20

Write a narrative based on the clip we have watched, using your plan to support you.

When you have finished your piece of writing, make sure you have looked through your work, checked it, edited where necessary and then submit your work to your teacher.

Class comments



Add class comment...



Your work

Returned

Google Docs

+ Add or create

Google Drive

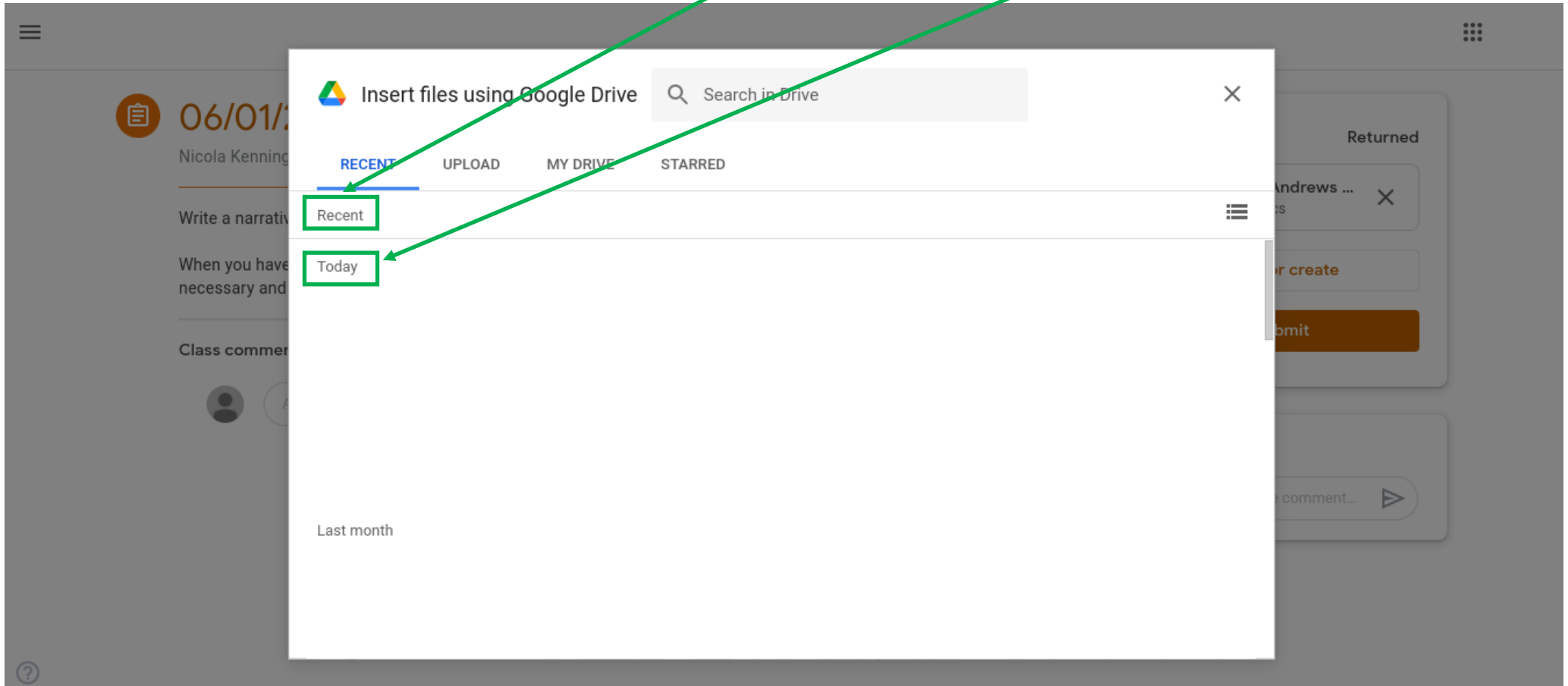
Link

File

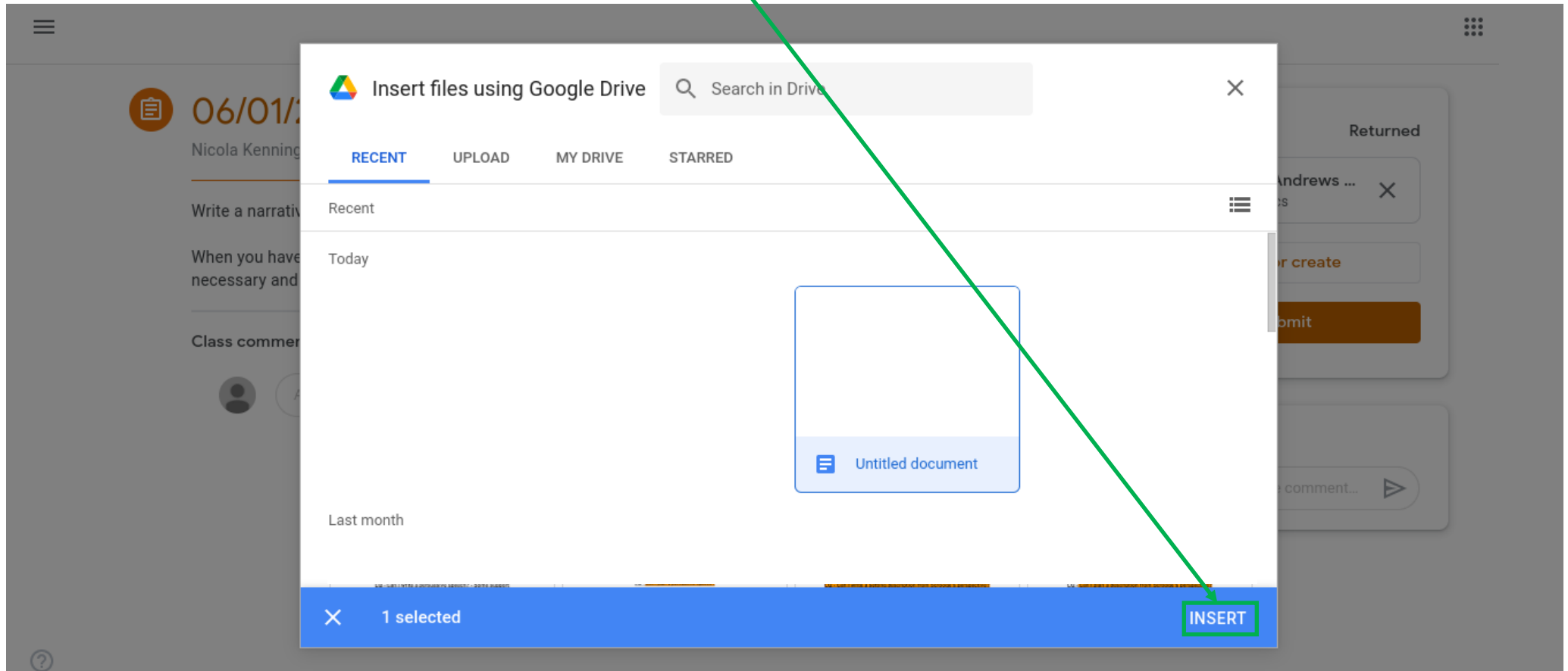
Create new

- Docs
- Slides
- Sheets
- Drawings

The file you wish to submit should be under the 'Recent' section (see 'Today').



When you have chosen your file, click 'INSERT'.



You should then be able to see your file attached; click 'Hand In'.

The screenshot displays a learning management system interface. At the top left, there is a hamburger menu icon. The main content area features an assignment titled "06/01/21 - Writing - LQ - Can I write a narrative?" with a priority icon and a duration of 20:20. Below the title, there are instructions: "Write a narrative based on the clip we have watched, using your plan to support you." and "When you have finished your piece of writing, make sure you have looked through your work, checked it, edited where necessary and then submit your work to your teacher." A "Class comments" section includes a text input field with a placeholder "Add class comment..." and a submit button. On the right side, a sidebar titled "Your work" shows an "Assigned" status and a list of files, including "Google Docs". Below the file list is a "+ Add or create" button and a prominent orange "Hand in" button. At the bottom of the sidebar, there is a "Private comments" section with a text input field and a submit button.

06/01/21 - Writing - LQ - Can I write a narrative? (Priority) • 20:20

Write a narrative based on the clip we have watched, using your plan to support you.

When you have finished your piece of writing, make sure you have looked through your work, checked it, edited where necessary and then submit your work to your teacher.

Class comments

Add class comment...

Your work Assigned

Google Docs ... X

+ Add or create

Hand in

Private comments

Add private comment...